

# Enviro G Series

An in-line single chamber device including fully integrated broad spectrum pollutant removal for low impact catchments

ENVIRO  
australis

Distributed by:

**CIVILMART**  
#1 in Civil ✓ Built to last

The Enviro G series is an in-line single chamber device designed to remove the broad spectrum of pollutants transported by run-off water in low impact catchments.

All Enviro models are designed to match pipe size, treated flow and flow velocity.

All models offer the same performance. This has been established and certified by independent parties. The following removal rates were exceeded in full scale controlled testing and/or were verified by university analysis.

- Gross Pollutants .....90%
- Suspended Solids .....85%
- Total Nitrogen .....45%
- Total Phosphorous .....65%

Other factors include:

- Treated flow of pipe diameter<sup>1</sup> .....30%
- Hydraulic Resistance, k factor.....0.425
- Nominal service intervals<sup>2,3</sup> ..... 1 year
- Max particle size by-pass .....500  $\mu$
- Nominal particle size capture ..... 100  $\mu$
- Design service life ..... 100 years
- Fully removable internal screens

Installation instructions are included with each unit at the time of delivery. Site supervision is also available if required.

Physical parameters:

- Enviro's models are designed so that the combined mass and size enable units to be legally transported without special conditions.
- Cover slab removable for ease of installation.
- Riser increments supplied to match invert and surface levels.
- Covers available for B and D duty applications
- Locked down covers supplied.
- More products are available - subject to custom design.

Note 1: Treatment continues after this level is exceeded enabling capture of higher density materials transported by increased energy in flow resulting from higher rainfall intensity.

Note 2: Additional storage of a further 1.4 m<sup>3</sup> is available before unit performance is compromised.

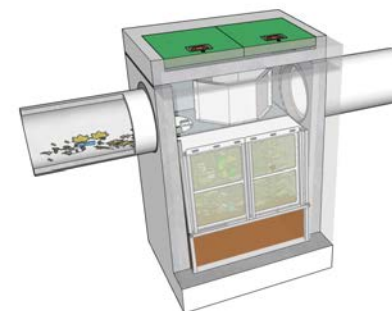
Note 3: Load volume allowance of 1m<sup>3</sup>/ann based on ARQ section 3.7.

Enviro systems include:

- H series oil/water separator
- E series for medium/high impact catchments
- G series for low impact applications

Visit our [website](#) and use the selection guide, or contact our design engineers for advice.


Similar to all Enviro systems the G series is simple to install. All Enviro systems arrives complete.



Simply, lift and place directly into final position. The G90 shown below.



Standard model features are as follows. Custom design features, such as dry sump, G cover duty and telemetry systems are available.

	Model	Pipe Size	Treated Flow and Storage Capacity	Plan Dimensions (external length x width)	Depth Below Invert	Mass	Excavation Volume
Enviro G30		Nominally 300 ID. Can be used for 375mm ID subject to gradient and velocity	22 litres/sec 0.25 m <sup>3</sup>	1.2m x 0.9m	1.2m	2.6 tonnes	1.7 m <sup>3</sup>
Enviro G45		450mm ID	66 litres/sec 0.52 m <sup>3</sup>	1.5m x 1.2m	1.4m	4.6 tonnes	3.3 m <sup>3</sup>
Enviro G60		600mm ID	142 litres/sec 0.87 m <sup>3</sup>	2.2m x 1.2m	1.8m	7.5 tonnes	6.2 m <sup>3</sup>
Enviro G75		750mm ID	258 litres/sec 3.2 m <sup>3</sup>	2.85m x 1.95m	2.2m	13.3 tonnes	15.9 m <sup>3</sup>
Enviro G90		Nominally 900 ID. Can be used for 1,050mm pipe size subject to gradient and velocity.	419 litres/sec 3.3 m <sup>3</sup>	3.6m x 1.95m	2.0m	15.8 tonnes	18.3 m <sup>3</sup>

Notes: Mass excludes additional riser increments. Excavation volume is a guide with 30% over allowance. Storage volume includes floatable holding chamber.

**Enviro  
G120**



1200mm ID

902 litres/sec  
3.0 m<sup>3</sup>

3.6 m x 2.1m

1.8m

16.3 tonnes

10.3 m<sup>3</sup>

Notes: Mass excludes additional riser increments. Excavation volume is a guide with 30% over allowance. Storage volume includes floatable holding chamber.

## Enviro H, E and G Range - Typical Service and Maintenance

All Enviro treatment devices are designed to minimise service and maintenance costs as a result of the following features:

1. The storage chamber located below the processing chamber is designed to be easily inspected and serviced. Based on the ARQ extrapolation of 1m<sup>3</sup>/ann/ha from a typical urban catchment, the large storage volume provides for extended service intervals of at least 1 year, with 2 year intervals subject to site usage.
2. Service is by evacuation. (Refer Fig 1) The volume of water contained in the process chamber is minimised to reduce evacuation costs. Furthermore, this water can be pumped out as the first stage of service avoiding evacuation and the cost of disposal. A dry sump option is available on request.
3. All surfaces inside the Enviro EPS are visible from the service covers, negating the need for personnel to enter the device and perform longer term wash downs. (Refer Fig 2)



Fig 1 evacuation service

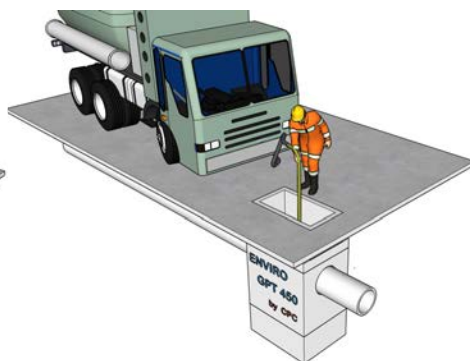


Fig 2 wash down as required



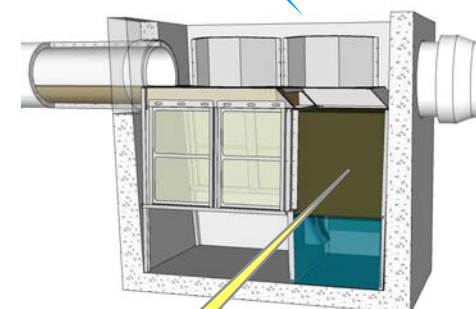
Fig 3 screen removal as required

4. If required, screens can be removed manually without entering the device. This facilitates inspection, cleaning or replacement, without additional labour or equipment. (Refer Fig 3)
5. During the construction phase ie before hand over, screens can be removed enabling the device to act as a sediment trap. This enables the constructor to clean out the device and handover to the client an unused, clean unit eliminating disputes over condition of the device.



Options available  
for E & H-Series: oil  
level sensor

- Pump out,  
manual or auto



Hydrocarbon  
holding  
capacity

To make an enquiry or seek a quote, contact Civilmart in your state:

<https://www.civilmart.com.au/>

Technical: 08 8 564 2347

After Hours : 0419 555 514

[www.enviroaustralis.com.au](http://www.enviroaustralis.com.au)

[info@enviroaustralis.com.au](mailto:info@enviroaustralis.com.au)