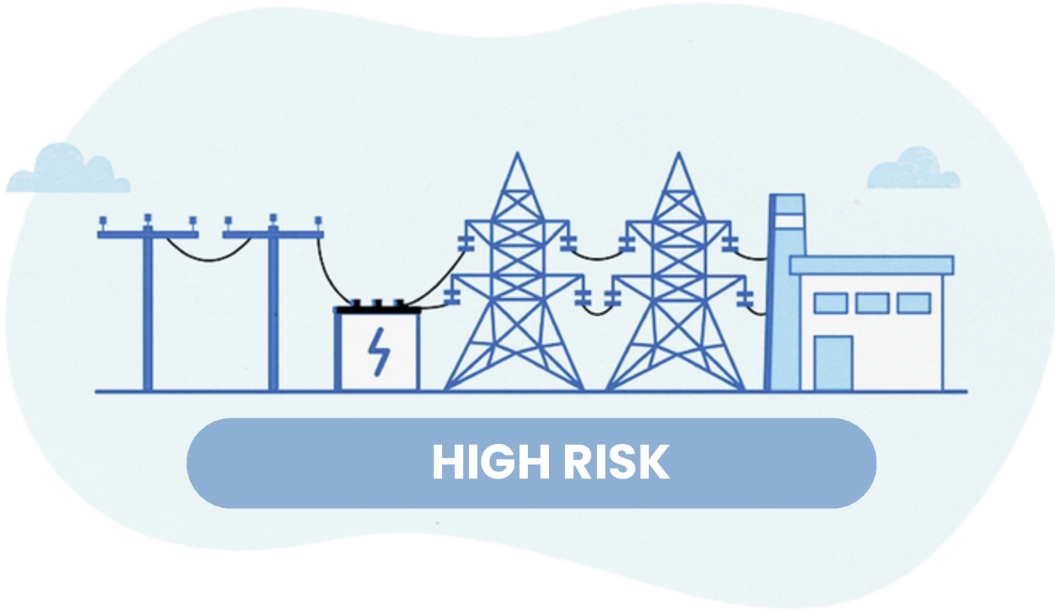




# ENVIRO

## OE SERIES



- Design service life of **100 years** for fixed parts + 25 years for servicable parts
- Made using 'green concrete' **reducing carbon emission by more than 80%** when compared to other materials
- Internal components manufactured from **high grade stainless steel**, complying with International Corrosion Standards. No welding necessary
- The safest solution with **no confined space entry** required
- Installation is simple and prompt without the need for site closure + with minimal disruption
- Enviro systems are self ballasting + are fully structural

Speak to one of Enviro's friendly Engineers today



Shone +61 427 648 489  
Digin +61 419 785 289



info@enviroaustralis.com.au



PO BOX 34, Angaston, South Australia 5353

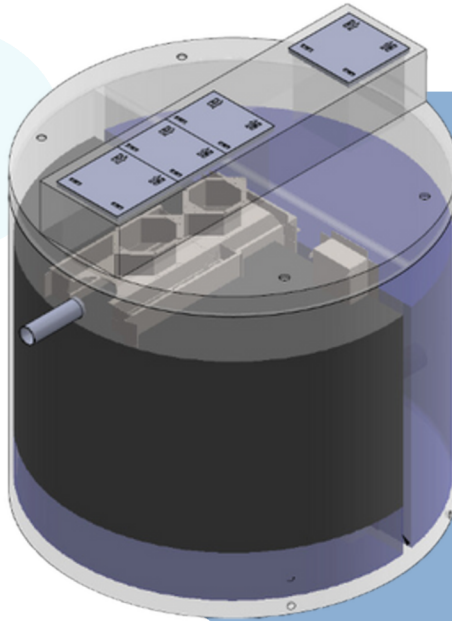



**GOOD  
DESIGN  
AWARD®  
WINNER**



# ENVIRO

## OE SERIES



The OE Series enhances the **accredited oil/water separation** capabilities of the H Series by incorporating a secondary chamber capable of **containing emergency oil spills**, with a capacity of **up to 10,000 litres**.

Engineered for high-risk environments, such as airports, marinas, oil storage facilities, and petrol stations, it provides a robust solution for mitigating the risk of large-scale oil spills.

**"Enviro systems ensure the highest compliance at the lowest cost."**

Enviro systems are:

- 45% lower cost to install
- 87% lower cost to maintain
- 77% lower cost to own over 25 years compared to alternative systems.

Performance testing verifies pollutant removal rates:

Pollutants Reduction Claim	% Reduction (minimum requirement)	% Reduction (as tested)
Total Suspended Solids (TSS)	85%	94%
Total Phosphorous (TP)	60%	97%
Total Nitrogen (TN)	45%	85%
Free Oils Removal	99.95%	99.95%
Gross Pollutants	90%	100%

Enviro's 'green concrete' chambers, reduce carbon emissions by **more than 80%** when compared to other materials.

During recent years Enviro has *reduced CO2 emissions* by an estimated **300 tonnes** and *removed over 10 tonnes* of plastic from the waste stream.



Hydraulic Resistance K Factor = 0.425  
Inlet to outlet differential = 25mm

BP independently collected samples from the BP Morkooka site after 3 months of operation. The sample was collected from the processing insert (unique to Enviro) with obvious 1-2mm hydrocarbon sheen on the influent with lots of solids present. The sample was tested by ALS with results in the table to the right. **The Enviro OE systems effectively removes 100% of all pollutants.**

Samples collected by BP, analysed by ALS (Australian Laboratory Services) results:

Pollutant	UOM	Acceptable	LOR	Effluent	Reduction
TPH, C10 - C36	µg/L	5,000	50	50	100%
C6 - C9 Fraction	µg/L	5,000	20	20	100%
C10 - C14 Fraction	µg/L	5,000	50	50	100%
C15 - C28 Fraction	µg/L	5,000	100	100	100%
C29 - C36 Fraction	µg/L	5,000	50	50	100%
Suspended Solids	mg/L	25	5	5	100%
Nitrogen as TKN	mg/L	0.5	0.1	0.1	100%
Total Phosphorous (TP)	mg/L	0.05	0.01	0.01	100%



Processing insert, Moorooka Station BP

Speak to one of Enviro's friendly Engineers today



Shone +61 427 648 489  
Digin +61 419 785 289



info@enviroaustralis.com.au